




# Time to start school

Family guide to starting Kindergarten





# Welcome to school

Welcome to your local public school, and the beginning of your child's journey on a lifetime of learning.

Starting school is one of the most exciting times in our lives – there are new friends to be made and new worlds to discover. Our highly qualified principals, teachers, and school office staff are all there to help your child at every step of the way. They know there will be times when your child needs a little bit of support and reassurance, and they are trained and ready to provide it.

This booklet, *Time to start school*, helps you and your child get used to the daily routine of school life. It's full of practical tips from other parents, teachers, principals and early childhood specialists.

Your child will be taught by the finest teachers and have the benefit of smaller classes and a broad curriculum that concentrates on getting strong results in reading, writing and maths.

Enjoy your child's first year at school – it's a major milestone in your lives. And please take the time to get involved in your school community. You'll find it a very rewarding experience.

A handwritten signature in black ink, appearing to read 'Verity Firth'.

**The Hon Verity Firth MP**  
Minister for Education and Training

## Time to start school

# What you will find inside

<b>A smooth start</b>	<b>2</b>	Gifted and talented	12
Preparing with your child for school	3	Students with special needs	12
Preparing at home	3	Reports	12
Budgeting	3	<b>Click</b>	<b>13</b>
Uniforms	3	<b>Ready for school checklist</b>	<b>14</b>
Financial contributions	4	<b>School parents ezine</b>	<b>16</b>
Financial assistance	4	<b>School days folder</b>	<b>17</b>
Education Tax Refund	4	<b>A Kindergarten classroom</b>	<b>18</b>
Travel to and from school	5	What your child will learn at school	19
Outside of school hours care	5	Communication technology	19
Write your child's name on everything	5	Best Start Kindergarten Assessment	19
<b>Your child's learning</b>	<b>6</b>	"What did you do at school today?"	19
Activities to try with your child before starting school	7	<b>Caring for students</b>	<b>20</b>
Language skills	7	Keeping children safe and happy	21
Writing skills	7	Teachers	21
Mathematics skills	7	School counsellors	21
Personal/social skills	7	Anti-bullying environment	21
Physical skills	7	Additional care	21
Keep playing	7	<b>A team approach</b>	<b>22</b>
<b>Countdown to School calendar</b>	<b>8</b>	<b>– your child, you and school</b>	<b>22</b>
<b>NSW Foundation Style writing guide</b>	<b>9</b>	Get involved in your child's school	23
<b>Life at school</b>	<b>10</b>	Join a committee	23
School is compulsory	11	Getting organised	23
If your child is late or away	11	<b>Healthy days</b>	<b>24</b>
Picking up children at the end of the day	11	Eating at school	25
Keep routines	11	Tips to help your child	25
Writing notes	11	Recess and lunch ideas	25
Getting to and from school safely	12	When lunches come home	25
		Head lice	26
		What happens if your child is sick?	26
		At school	26
		At home	26
		Some common infections	27
		Sun safety	27
		Medical issues	27
		Allergies	27
		<b>Useful websites</b>	<b>28</b>



## A smooth start

Getting prepared at home before school starts will help you and your child feel confident and excited about starting school.

## Preparing with your child for school

It's almost time – your child is about to start the first day of a new and exciting experience. You may be wondering where to begin in getting your child prepared.

We recognise that it's a big step for everybody. Developing a positive relationship with you to support your child's learning is vital to us. Our team of highly qualified teachers and support staff is here to give your child the best possible start.

Your first contact with the school may be with the school administrative staff. They are the friendly faces at the school office. They help by giving you guidance on general information you may need. They also make appointments for you with the principal, teachers or other school staff, if you need to speak with one of them.



### Preparing at home

There are a few things to organise, budget for and plan before school starts.

### Budgeting

Starting school requires new costs such as buying uniforms and school shoes so it may be helpful to plan a budget for these items. If you require after school hours care for your child, these costs also need to be budgeted for.

### Uniforms

Your child's school will tell you about the school uniform and where to buy it. Hats are part of the school uniform to provide sun protection. There is usually a summer, winter and sports uniform. The school can tell you which shops supply the uniform or the material to make it.

To keep costs down, many schools run a clothing pool where uniform items are donated after children have outgrown them.

If you haven't already enrolled your child, please go to the school to enrol and if your child has any special needs or allergies it is important to inform the principal.

## Financial contributions

Schools will ask you for a voluntary contribution to enhance educational and sporting programs. You may be asked to pay for excursions throughout the year to enhance your child's classroom learning and if your child is involved in extra activities such as sport or band, you may be asked to pay for things like instrument hire and transport to events.

## Financial assistance

If you are having any difficulty with the costs of schooling, please make an appointment with the principal to discuss your situation. The Student Assistance Scheme may be available to assist you.

## Education Tax Refund

If you receive the Family Tax Benefit you may be entitled to claim a tax refund of up to 50 per cent off eligible expenses for your child's education for items such as stationery, computers, printers, Internet and educational software.

[www.ato.gov.au](http://www.ato.gov.au)



### Travel to and from school

Your child may be eligible for subsidised travel through the School Student Transport Scheme. This provides subsidised travel on trains, buses, ferries and long-distance coach services. In areas where there is no public transport, a subsidy is also available for transport to and from school in private vehicles.

**Phone: 1800 227 774 or (02) 9891 8900**  
**[www.transport.nsw.gov.au](http://www.transport.nsw.gov.au)**

### Outside of school hours care

Services that care for children outside of school hours (OOSH) are often run from schools or near schools. Your school can give you information about OOSH services in your area. These services charge fees and you may be eligible for Child Care Benefit to help with OOSH fees.

**Phone: Centrelink 136 150**  
**[www.centrelink.gov.au](http://www.centrelink.gov.au)**



## Write your child's name on everything

You can:

- use a permanent laundry marker to label clothes, hats and shoes, or sew or iron on personalised labels
- check that labels haven't faded with washing
- go through your child's bag with them each night
- all schools have a lost property area, so ask at the office if something doesn't come home.



## Your child's learning

There are no specific skills that a child needs to have before starting Kindergarten – they are not expected to know how to read or write. The main thing is that both you and your child feel confident about starting school.

# Activities to try with your child before starting school

These activities are suggestions of things to do with children before they start school to make school a little easier for them.

## Language skills

- sing songs together
- tell each other jokes and rhymes
- give your child simple instructions to follow, e.g. how to pack a bag
- use books for enjoyment, e.g. looking at pictures
- identify pictures in books, magazines, on television or the Internet
- encourage your child to join in conversations.

## Writing skills

- give your child pencils, markers, crayons, paintbrushes and sticks in the sand to draw, scribble or write
- write numbers and letters
- encourage your child to use a capital letter to start their name, e.g. Jack.

## Mathematics skills

- encourage your child to recognise numbers using words such as many, a lot, more, less
- help your child to find things in a group that are different, such as differences in shapes
- talk about opposites – up and down, under and over, in front and behind, day and night.

## Personal/social skills

- organise times for your child to play with other children so that they can learn to share and take turns
- encourage your child to tidy up after playing
- help your child to learn to say their full name and their address
- make your child aware of rules and the reasons for having them.

## Physical skills

- provide practice using scissors
- provide opportunities to play with building blocks and other puzzles
- play hopping and skipping games.

## Keep playing

Play is one of the most important needs children have and this does not change once children enter Kindergarten. Playing enhances all aspects of their healthy development.

Children play because it is fun, but as they play they are actually learning. When children play they are using their bodies, their imagination, and learning how to communicate and cooperate. They learn how things work and how to manage feelings. Please allow some unstructured time after each school day for your child to relax and play.



# January 2010

MONDAY	TUESDAY	WEDNESDAY	THURSDAY	FRIDAY
<p>Spend some time each day doing some of these activities with your child</p>				<p>1</p> <p>Write the day your child starts Kindergarten on this calendar. Ask your child to colour in the square for the date.</p>
<p>4</p> 	<p>5</p> <p>Read the book, <i>A Special Place</i> together.</p>	<p>6</p> <p>Arrange for your child to play with a friend. Talk with your child about friends.</p>	<p>7</p> <p>Go to your local library and let your child choose books to borrow.</p>	<p>8</p> 
<p>11</p> 	<p>12</p> <p>Let your child cut out pictures and stick them on paper.</p>	<p>13</p> <p>Let your child practise putting on school shoes and walking in them.</p>	<p>14</p> <p>Ask your child to draw a picture. Write the date on the picture and display it.</p>	<p>15</p> <p>Write your child's name on all their school things. Involve your child in organising them and recognising their name.</p>
<p>18</p> <p>Read <i>A Special Place</i> together.</p>	<p>19</p>	<p>20</p>	<p>21</p> <p>Encourage your child to dress in school uniform and you can play 'schools' together.</p>	<p>22</p> <p>Let your child cut and paste pictures from a magazine.</p>
<p>25</p> <p>Let your child practise putting on school shoes and walking in them.</p>	<p>26</p> <p>Read <i>A Special Place</i> together.</p>	<p>27</p> <p>Teachers return to school today.</p>	<p>28</p> <p>Older school children return to school today.</p>	<p>29</p> <p>Kindergarten may start today; check with your school. Remember to take photos!</p>



## Countdown to School calendar

SATURDAY	SUNDAY
<p><b>2</b></p> <p>Your child can colour each square after you have done the activity for that day.</p>	<p><b>3</b></p> <p>Go to the park. Take a ball to throw, catch and kick.</p>
<p><b>9</b></p> <p>Go shopping together. At the shops go to a public toilet together. Teach your son how to use a urinal if he doesn't already know.</p>	<p><b>10</b></p> <p>Encourage your child to practise writing letters.</p>
<p><b>16</b></p> <p>Go for a walk to the school if you live close by. Practise crossing roads safely.</p>	<p><b>17</b></p> <p>Organise a picnic. Pack a lunch box, encourage your child to open it and eat the food by themselves.</p>
<p><b>23</b></p> <p>Take your child to the park to play with a friend if possible. Let them drink from a bubbler.</p>	<p><b>24</b></p> <p>Go for a walk with your child, talk about the things you see.</p>
<p><b>30</b></p> <p>Let your child know how proud you are that they are at Kindergarten.</p>	<p><b>31</b></p> <p>Relax!</p>

## NSW Foundation Style writing guide

abcdefghijklm  
nopqrstuvwxyz

ABCDEFGHIJK

LMNOPQRST

UVWXYZ

0123456789



This is the style of writing your child will be taught at school.



## Life at school

Each school will have its own start and finish times, but school will generally start at 9 am and finish around 3 pm, Monday to Friday. Students have a break for recess and lunch to eat and play.

School may start and finish with an assembly where students come together to hear the principal, teachers or student leaders make announcements.

## School is compulsory

The law states that all children of compulsory school age must go to school. When children miss school they miss out on vital information, their learning routine is broken and they can lose confidence. They also miss out on building their friendships. All of these factors can affect their attitude towards school and their achievement.

### If your child is late or away

If your child arrives late you will have to sign them into school in the office; this is the same process if you are taking your child out of school early for any reason.


If your child has been away from school you will need to provide an explanation for the absence. This is usually done by writing a note explaining why they were away from school and your child can give this to their teacher when they return to school. It may also be done by telephoning the school.

### Picking up children at the end of the day

When school finishes each day, your child's class will gather at a regular place. Your child's teacher will wait with the children. Make sure your child and their teacher know who will be collecting them each afternoon. Children can get upset if you or someone else picking them up comes late. Check with their teacher about the best time to arrive in the afternoon.

### Keep routines

Kindergarten children can get very tired at night because they are doing so many new and exciting things. For this reason it helps if you keep routines like bath time, meals and reading time as regular as possible. A good sleep each night is important.



## Writing notes

If your child has missed school, you can write a note with the following information:

- include your child's name and class
- include the date/s and number of days your child was away
- explain why your child was away
- include other information as needed.

If your child is going to be away for more than three days please let the school office know. You will still need to write a note when your child returns.

### **Getting to and from school safely**

Please remember to cross at the school crossing holding your child's hand. Streets around schools are very busy in the mornings and afternoons. Please do not stop or park your car on or near any pedestrian crossing and observe all safety and no stopping signs.

[www.rta.nsw.gov.au](http://www.rta.nsw.gov.au)

### **Gifted and talented**

Gifted and talented children have above average potential in one or more areas of intellectual, creative, social or physical ability. Opportunities exist in all NSW public schools for gifted and talented children. Please contact your school to talk with the principal about the programs offered.

[www.curriculumsupport.education.nsw.gov.au/policies/gats](http://www.curriculumsupport.education.nsw.gov.au/policies/gats)

### **Students with special needs**

If your child has a disability or any special needs, please inform the principal as early as possible. The Department of Education and Training provides a range of specialist services to support students with a disability.

[www.schools.nsw.edu.au/studentssupport/programs/disability.php](http://www.schools.nsw.edu.au/studentssupport/programs/disability.php)

Students who experience difficulties in learning, such as students with significant learning difficulties, mild intellectual disabilities and language disorders, are supported through the Learning Assistance Program in their school.

[www.schools.nsw.edu.au/studentssupport/programs/lrngdifficulty.php](http://www.schools.nsw.edu.au/studentssupport/programs/lrngdifficulty.php)



## Reports

You will receive at least two written reports on your child's progress each year, usually at the end of terms 2 and 4. Parent-teacher interviews allow you to discuss your child's progress with their teacher in a formal setting, but if you have concerns throughout the year, make an appointment with the teacher to discuss these.

You can visit, phone or email the school to discuss any matter that concerns you. Telephone interpreters are provided if needed.



# Click

A TECHNOLOGY GUIDE FOR PARENTS

## Click

Be regularly updated on the technologies your children will be using at home, at school and on the go.

For more information, please go to:

[www.schools.nsw.edu.au/click](http://www.schools.nsw.edu.au/click)

# Ready for school checklist

**TICK EACH TASK AFTER IT HAS BEEN DONE.  
(NOT ALL TASKS WILL APPLY TO YOU).**

## 2009

- Attend school orientation or transition.
- When immunisations are due, ask to have your child's hearing and eyesight checked.
- If your child has an allergy, medical condition or any special needs, inform the school as early as possible and make an appointment to see the principal.
- Fill in a travel pass application if this applies to you (see page 5).
- Organise who will be looking after your child before and after school. Fill in applications for an OOSH service if needed (see page 5).

## **Some things you'll need to buy for school**

- School uniform (summer, winter, sports).
- Sun hat (usually part of school uniform).
- School shoes and running shoes (try Velcro if they can't tie laces).
- Back pack (may be available from the school).
- Lunch box (get your child to choose one they can open).

## 2010

- January – Open the Countdown to School calendar on page 8. You might like to spend some time each day with your child following the tasks written on the calendar.
- Write your child's name on everything!
- Make sure you have the school's phone number.
- Teach your son to use a urinal if he doesn't know already.

## **The night before the first day of school**

- Lay out your child's clothes, shoes and socks.
- You may want to make your child's lunch tonight and pop it in the fridge.
- Help your child to pack their school bag.
- Pack a spare pair of underpants, socks and a change of clothes in a plastic bag. Let your child know these are in their backpack in case they have any toilet accidents at school.

- Drink bottle.
- Raincoat.
- Paint shirt (an old T-shirt will do).
- Library bag.

## The first day

- Be positive and happy about the first day with your child.
- Let your child dress themselves as much as possible.
- Tie long hair back or plait hair.
- Apply sunscreen to your child each morning. They will need to wear their school hat when outside the classroom.
- Take photos!

## The first weeks of school

- The school will let you know when you may need to pack items for activities such as sport, art or library.
- Children are often very tired in the first few weeks of school. Your child needs lots of sleep.
- Give your child a healthy breakfast to get them through the day.
- Make sure your child knows who will pick them up each day.
- Check your child's bag each night for school notes and lunch leftovers.
- Try to establish regular morning routines.
- Start a home reading routine.
- Talk to the teacher about helping in the classroom, if you can.
- Chat to your child about their day at school.
- It is very important that your child still has time to relax, play outside and do things that they enjoy once they start school.

## Term dates for 2010

The school year consists of four terms that run over two semesters. Kindergarten students usually start a day after the other children in the school and individual students in Kindergarten often start at different times so that the teacher can spend time with each child. Your school will let you know.

**Term 1** Kindergarten may start Friday, January 29\*

Term ends Thursday, April 1

**Term 2** Students return to school Tuesday, April 20

Term ends Friday, July 2

**Term 3** Students return to school Tuesday, July 20

Term ends Friday, September 24

**Term 4** Students return to school Monday, October 11

Term ends Friday, December 17\*\*

\* School starting dates may be later in some schools in Western NSW. Check with your school.

\*\* Check with your school for any variations.



# School Parents

The online magazine (ezine) for helping Mums and Dads with school life.

For more information, please go to:

[www.schools.nsw.edu.au/ezine](http://www.schools.nsw.edu.au/ezine)



# School days folder

Helping you organise school and home life.  
One handy place for all school information.

For more information, please go to:

[www.schools.nsw.edu.au/schooldays](http://www.schools.nsw.edu.au/schooldays)



## A Kindergarten classroom

Kindergarten classrooms are happy, exciting and bright places. Children might do puzzles with friends on the floor, play in a cubby house, listen to their teacher read a book or sit at a desk to write and draw. They will learn about numbers, shapes, patterns and science, sing, visit the library, use computers and be involved in many other activities.

## What your child will learn at school

Most time in Kindergarten is spent developing children's literacy and numeracy skills. There are six subjects (known as Key Learning Areas) studied throughout primary school.

These are:

- English
- Mathematics
- Science and Technology
- Creative Arts
- Human Society and Its Environment (HSIE)
- Personal Development, Health and Physical Education (PDHPE).

You can find more information about what your child will study on the Board of Studies website.

[www.boardofstudies.nsw.edu.au/parents](http://www.boardofstudies.nsw.edu.au/parents)

### Communication technology

The NSW Department of Education and Training provides your child with an Internet and email account to improve their learning opportunities in a safe environment. The use of communication technology is incorporated into every classroom.

### Best Start Kindergarten Assessment

Children enter Kindergarten with different skills and experiences. The Best Start Kindergarten Assessment is a tool to help teachers find out each child's skills and tailor teaching to their individual needs. Teachers will sit with your child early in the school year to assess your child's early literacy and early numeracy skills so that they can develop an appropriate teaching program catered for your child.

### "What did you do at school today?"

If your child answers this question by saying "Nothing", try asking a different question: "What words did you learn today?", "Who did you play with at lunch time?", "What did you enjoy most about school today?"





## Caring for students

It is important that you and your child know that there is always someone at school to help them. Schools have also developed successful programs that support students and keep them safe.

## Keeping children safe and happy

Your school will tell you when the school grounds are supervised, procedures for pick-ups and other ways they ensure children are looked after at all times.

### Teachers

Teachers in NSW public schools are tertiary trained and professional. They are sensitive to the needs of young children and will be there to help and guide them. Your child's teacher will let you know the best way to keep in touch with them and find out about your child's progress. Keep your child's teacher informed of any changes in your child's life that may impact on their work or enjoyment of school.

### School counsellors

School counsellors are experienced teachers who are also qualified psychologists with post-graduate qualifications in school counselling. They can help students who are having difficulties at school or home. They can also help families to access services outside of school if needed. You usually need to make an appointment with the school counsellor by phoning the school.

### Anti-bullying environment

All public schools actively prevent bullying by having programs such as peer support that encourage appropriate behaviour, build self-esteem and respect for others. Schools also have plans in place to deal with bullying or harassment and school staff are trained to deal with these situations. You can get a copy of your school's anti-bullying plan from the school office.

### Additional care

Public schools provide other support staff where these are needed.

These positions include:

- support teachers for students with learning difficulties
- English as a second language (ESL) teachers
- community information and liaison officers
- Aboriginal education officers.



If you notice a major change in your child's behaviour or you have any worries about your child and their schooling you can speak to your child's teacher, school counsellor or principal. It is always best to raise any concerns as early as possible.



## A team approach – your child, you and school

Children love to see their parents and carers at school, whether helping out in the classroom, canteen or involved in other ways. Research shows that students perform better at school when their parents or carers take an active interest in their schoolwork. Your contribution is valued.

## Get involved in your child's school

Ways you might get involved:

- help in the classroom
- listen to children read
- help children on computers
- help with school excursions
- serve at the canteen
- coach a team.

### Join a committee

- The Parents and Citizens' Association (P&C) at each school is involved in making decisions about the school and how it spends funds. If you can't get involved in the P&C meetings, you can get involved in the things they organise for the school, such as social events and fundraising.
- School Councils consist of parents, teachers, the principal and representatives of the local community. They play an important role in making sure that the whole school community is involved in the important decisions made about the school.
- Aboriginal Education and Consultative Groups (AECG) ensure communities have input into Aboriginal education and related issues at the local level.
- Isolated Children's Parents' Association seeks improvement in educational opportunities for children living in remote and rural areas.



### Getting organised

You will find when your child starts school that there are a lot of notes coming home from the school as well as a regular newsletter. It really is a great idea to start a folder that can be one central point to store and organise all school-related information, such as notes, newsletters, your child's reports and schoolwork.

If you can grab a folder, you can make a DIY organiser using the tools and resources available at:

[www.schools.nsw.edu.au/news/schooldays](http://www.schools.nsw.edu.au/news/schooldays)

Print off the cover and section dividers to make a really impressive folder. You will find calendars to help you keep notes on your school involvement and appointments, a place to keep school contact details, as well as information sheets and resources to help your child with their homework.



## Healthy days

Your child needs healthy food for energy and concentration at school. The food your child eats for breakfast will need to sustain them through the morning until recess and then they need a range of healthy foods for recess and lunch to get them through the school day.

# Eating at school

Eating at school will be a different experience for your child compared with eating at home or at preschool. There are no places to keep food hot or cold. Children often sit on the grass or on benches and balance their food on their knees. They will also need to be able to open everything that their food is wrapped in and they won't want to spend so much time eating that they miss out on playing.

## Tips to help your child

- Pack food that is easy to open, easy to eat and not messy.
- Write their name on their lunch box, water bottle and any other containers.
- Include a frozen drink bottle to keep food cold. Wrap it in a tea towel in case it leaks.
- Use insulated lunch boxes or cooler bags.
- Avoid using plastic wrap because children find it hard to pull apart.
- Pack tissues or paper around fruit so it won't bruise.
- Remind your child to wash their hands before eating and to use the toilet at recess and lunch.
- If you make lunches the night before, store them in the fridge until school time.
- Pack a water bottle for your child each day and remind them that they can also get water from the taps or bubblers throughout the day.

## Recess and lunch ideas

- Cut fruit into pieces (squeeze a little lemon on apples, pears or bananas to stop them going brown) and put them in a small container.
- Cut up vegetables such as carrots, celery and cucumber and put them in a snap-lock plastic bag. In a separate container put dips or yoghurt to dip carrots in.
- Make wholemeal muffins and freeze them. Pack a muffin each day for recess or keep at home for an afternoon snack.
- Frozen orange quarters and pineapple rings are refreshing treats in summer.
- Try different breads, such as rolls, pita, wholegrain or tortilla wraps.
- If using tomato, slice thinly and place between other fillings to stop the sandwich going soggy.
- Cook a little extra dinner and save some for lunch the next day. Quiche, homemade pizza slices, vegetable patties, roast vegetables, noodle salads or sausages could be used.

## When lunches come home

Don't be too worried if your child doesn't eat lunch to start with. Sometimes children are too excited or too busy having fun playing with their friends at mealtimes and may not eat all their food.

If your child is very hungry after school you may want to remind them about eating their lunch. Your child's eating habits will eventually settle into a routine.

## Head lice

It is common for school children to get head lice at some time and it has nothing to do with being clean or dirty. Head lice can spread when children are in close contact, but head lice do not cause any harm to your child's health.

### To prevent your child getting head lice:

- check your child's hair regularly
- keep long hair tied back.

### If your child has head lice:

- remove tangles with a large comb, then comb hair with a thick, white hair conditioner using a fine-tooth comb to get rid of head lice and their eggs (nits) daily until there are no more eggs
- continue to send your child to school
- inform the school so they can inform others to check their children's hair; your child does not have to be identified
- schools sometimes hold a "nit busting" day to quickly put an end to nits in the school.

### For more information:

[www.health.nsw.gov.au/publichealth/environment/headlice/](http://www.health.nsw.gov.au/publichealth/environment/headlice/)



## What happens if your child is sick?

### At school

If your child gets sick or is injured at school, the school will contact you and seek the necessary medical attention. If your child is mildly ill they will go to sick bay, usually near the school office, where they can lie down and be monitored. You will be called to come and collect your child from school if they are too sick to go back to the classroom. For this reason you should always keep your current contact details with the school.

### At home

Keep your child away from school and see your doctor if your child has:

- a fever of 38°C or above
- vomiting or diarrhoea
- severe cold or flu symptoms
- rashes of an unknown origin.

## Some common infections

Keep your child at home and seek medical advice quickly if your child has any of the following:

- **Chicken pox:** A slight fever, runny nose and a rash that begins as raised pink spots that blister and scab.
- **Conjunctivitis:** The eye feels itchy, is red and may water. Eyelids may stick together during sleep.
- **Impetigo (school sores):** Small red spots change into blisters that fill with pus and become crusted – usually on the face, hands or scalp.
- **Ringworm:** A small scaly patch on the skin surrounded by a pink ring.

For more information about infectious diseases call NSW Health on (02) 9391 9000 or go to [www.health.nsw.gov.au](http://www.health.nsw.gov.au)

## Sun safety

Schools try to protect children at school from the damaging effects of the sun's UV rays by providing shelters where possible and having hats as part of the school uniform. Your child's hat must be worn when they are on the playground or they will have to play in the shade. Children can also wear sunglasses at school to protect their eyes from sun damage.

At home, apply sunscreen on your child each morning before they leave for school as part of their regular routine.

## Medical issues

If your child has any medical conditions, allergies, is at risk of anaphylaxis or requires the administration of prescribed medications, the school must be informed. This information will usually be provided as part of the enrolment process, however it is also important that you inform the school of any changes to your child's health.

## Allergies

Anaphylaxis is a severe and sudden allergic reaction to foods such as nuts or shellfish, or insect bites. If your child is diagnosed with a severe allergy to a particular food it is important to inform the school principal as early as possible so that strategies can be put in place that help to minimise exposure to the known allergen. You may be asked to assist the school canteen manager in a review of the canteen menu for example.

[www.allergyfacts.org.au](http://www.allergyfacts.org.au)



# Useful websites

---

## NSW Department of Education and Training

Phone: (02) 9561 8000  
[www.det.nsw.edu.au](http://www.det.nsw.edu.au)

## NSW public school information

[www.schools.nsw.edu.au](http://www.schools.nsw.edu.au)

### *School Parents*

[www.schools.nsw.edu.au/ezine](http://www.schools.nsw.edu.au/ezine)

### *Click*

[www.schools.nsw.edu.au/click](http://www.schools.nsw.edu.au/click)

## Teaching and Learning exchange (Tale)

Information on learning and helpful resources for schoolwork:

[www.tale.edu.au](http://www.tale.edu.au)

## Translated school information

Interpreter service:

Phone: 131 450  
[www.det.nsw.edu.au/languagesupport](http://www.det.nsw.edu.au/languagesupport)

## Board of Studies

[www.boardofstudies.nsw.edu.au/parents](http://www.boardofstudies.nsw.edu.au/parents)

## Student transport

Phone: 1800 227 774 or (02) 9891 8900  
[www.transport.nsw.gov.au](http://www.transport.nsw.gov.au)

## Parenting advice

[www.raisingchildren.net.au](http://www.raisingchildren.net.au)

## School lunch ideas and healthy eating

[www.healthykids.nsw.gov.au](http://www.healthykids.nsw.gov.au)

## Healthy school canteens

[www.schools.nsw.edu.au/studentsupport/studentwellbeing/schoolcanteen/index.php](http://www.schools.nsw.edu.au/studentsupport/studentwellbeing/schoolcanteen/index.php)

## Student welfare policy

[www.det.nsw.edu.au/policies/student\\_serv/student\\_welfare/stude\\_welf/PD20020052.shtml](http://www.det.nsw.edu.au/policies/student_serv/student_welfare/stude_welf/PD20020052.shtml)

## Anti-bullying

[www.det.nsw.edu.au/antibullying](http://www.det.nsw.edu.au/antibullying)  
[www.bullyingnoway.com.au](http://www.bullyingnoway.com.au)

## Special needs

[www.schools.nsw.edu.au/studentsupport/programs/lrngdifficulty.php](http://www.schools.nsw.edu.au/studentsupport/programs/lrngdifficulty.php)  
[www.schools.nsw.edu.au/studentsupport/programs/disability.php](http://www.schools.nsw.edu.au/studentsupport/programs/disability.php)

## Best Start Kindergarten Assessment

[www.det.nsw.edu.au/media/downloads/newsroom/yr2007/dec/literacyparents.pdf](http://www.det.nsw.edu.au/media/downloads/newsroom/yr2007/dec/literacyparents.pdf)  
[www.det.nsw.edu.au/media/downloads/newsroom/yr2007/dec/numeracyparents.pdf](http://www.det.nsw.edu.au/media/downloads/newsroom/yr2007/dec/numeracyparents.pdf)

## Gifted and talented education

[www.curriculumsupport.education.nsw.gov.au/policies/gats/assets/pdf/polsuppparent.pdf](http://www.curriculumsupport.education.nsw.gov.au/policies/gats/assets/pdf/polsuppparent.pdf)

## Allergies

[www.allergyfacts.org.au](http://www.allergyfacts.org.au)  
[www.allergyfacts.org.au/PDF/AnaphylaxisGuidelinesFinal.pdf](http://www.allergyfacts.org.au/PDF/AnaphylaxisGuidelinesFinal.pdf)

## NSW sport and recreation

[www.dsr.nsw.gov.au](http://www.dsr.nsw.gov.au)

## Federation of Parents and Citizens' Associations (P&C)

[www.pandc.org.au](http://www.pandc.org.au)

## Aboriginal Education Consultative Group

<http://www.aecg.nsw.edu.au/>

## Education Tax Refund

[www.ato.gov.au/individuals/content.asp?doc=/content/00174278.htm](http://www.ato.gov.au/individuals/content.asp?doc=/content/00174278.htm)

## Child Care Benefit

[www.centrelink.gov.au/internet/internet.nsf/payments/qual\\_how\\_ccb.htm](http://www.centrelink.gov.au/internet/internet.nsf/payments/qual_how_ccb.htm)

## Help and support

### Kids HelpLine

A free and confidential telephone counselling service for 5- to 25-year-olds:

Phone: 1800 551 800  
[www.kidshelpline.com.au](http://www.kidshelpline.com.au)



If you have difficulty understanding this document or would like further information please ring the Telephone Interpreter Service on 131 450 and ask them to telephone the school.

### CHINESE

如果你不大了解這份文件的內容或者你想得到更多的資料，請致電  
131 450 電話口譯服務並請他們致電學校。

### ARABIC

إذا وجدت صعوبة في فهم محتويات هذه الوثيقة أو أردت الحصول على مزيد من المعلومات، فيرجى أن تتصل  
بخدمة الترجمة الهاتفية على الرقم 131 450 وأن تطلب من العاملين هناك أن يتصلوا بالمدرسة.

### VIETNAMESE

Nếu quý vị không hiểu tài liệu này hoặc muốn biết thêm chi tiết, xin vui lòng gọi đến Dịch vụ  
Thông dịch qua Điện thoại (TIS) số 131 450 và nhờ họ điện thoại đến trường.

### SPANISH

Si tiene dificultad en comprender este documento o si desea más información, llame al  
Servicio Telefónico de Intérpretes (Telephone Interpreter Service / TIS) al 131 450 y pídale  
que llamen a la escuela.

Find information translated into many languages at:  
[www.det.nsw.edu.au/languagesupport/index.htm](http://www.det.nsw.edu.au/languagesupport/index.htm)

© July 2009  
NSW Department of Education and Training

GPO Box 33  
Sydney NSW 2001  
Australia  
T (02) 9561 8000  
[www.det.nsw.edu.au](http://www.det.nsw.edu.au)

ISBN 978-1-921084-24-9

FSC Mixed Source,  
FSC (CoC), PEFC,  
EMAS ISO14001 Acid Free,  
TCF (Totally Chlorine Free).  
Managed plantation fibre  
pulp is sourced only from  
commercially managed  
forests FSC & PEFC.



Cert No.SGS-CoC-2486  
© 1996 Forest Stewardship Council



The National Education Access Licence for Schools (NEALS)