



### Handful of teddies

Organise students into pairs. The students take turns to pick up a handful of teddy bears and estimate how many they have picked up. One student then counts out the teddies to the other. The partner can check the count and repeat the process.

Follow this with one of the partners placing his or her teddies in a row. The second student then places a handful of teddies in a line, next to the partner's row. Encourage the students to compare the two rows of teddies and determine who has the greater number of teddies. This activity could be extended by having the students determine how many more teddies are in one line than are in the other line.



### Paper cup drop

Place a row of paper cups on the floor or on a table. Encourage the students to count the empty cups. Ask the students to drop one counter into each cup and to count the counters as they are dropped into the cups. Direct the students to empty the counters from the cups and count the group of counters.

You may extend the activity by asking students to match numeral cards with the total number of counters.

### Why?

Students need to know that a set number of objects has the same numerical quantity, no matter how they are arranged.





### Counting patterns

Lead the students in oral counting to ten. Coordinate body actions, such as clapping, clicking or stamping, with each number as it is counted. Alternatively, instruct the students to perform various body actions on alternate numbers, for example touching their shoulders on odd numbers and clapping on even numbers. Vary the activity to using voice patterns, such as counting softly on odd numbers and loudly on even numbers.




### Egg game

Provide each student with a base board (see blackline masters) displaying an outline of an egg. Cut a second egg outline into pieces to create a jigsaw. The first student rolls a die with a standard dot pattern and selects a piece of the "egg" jigsaw displaying a corresponding dot pattern. This piece is placed on top of the game board. Continue the game until all children have completed their egg.



Egg



Egg pieces

