

Mothers and babies



Duplicate and cut out cards displaying a set of bear cubs in the range one to ten (see BLM). Construct a second set of mother bear cards displaying numerals in the range 1-10. Students select a “cub card”, count the cubs and match the card to a corresponding mother bear card. Students continue until all cards have been matched.



These activities are suitable for either partners or individuals. However, it may be beneficial to have a more competent student paired with a student at the emergent counting stage to support effective peer tutoring.

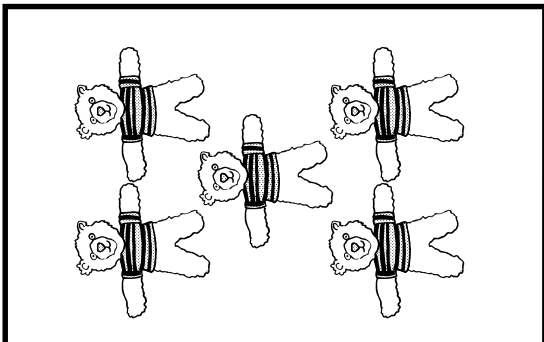
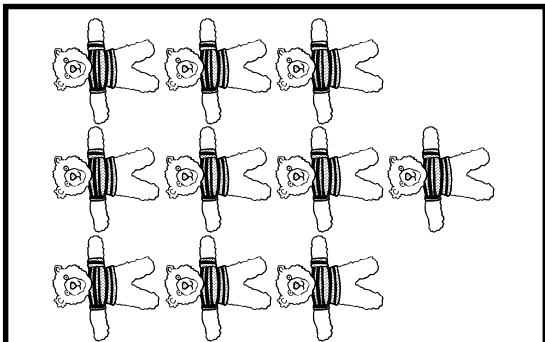
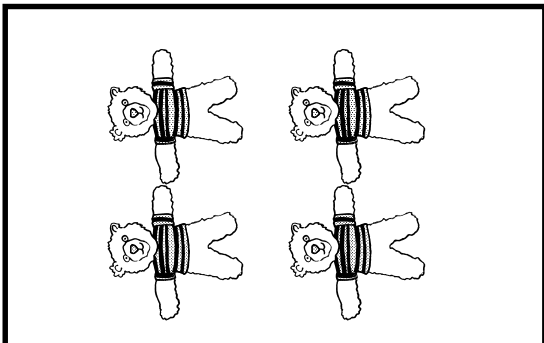
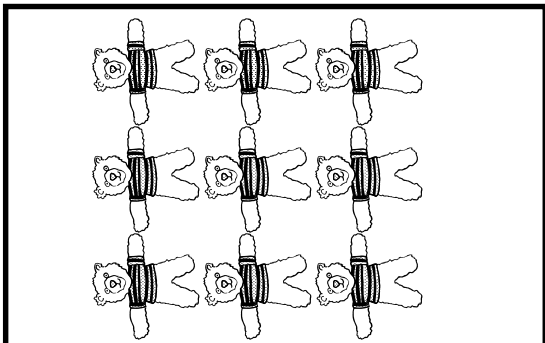
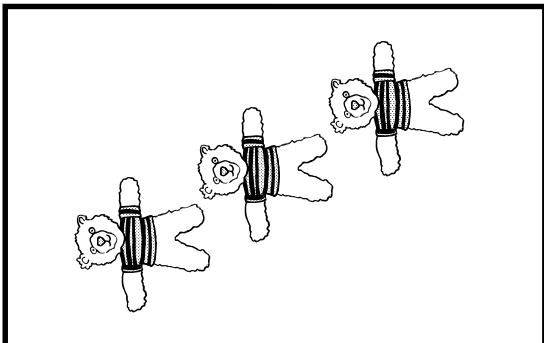
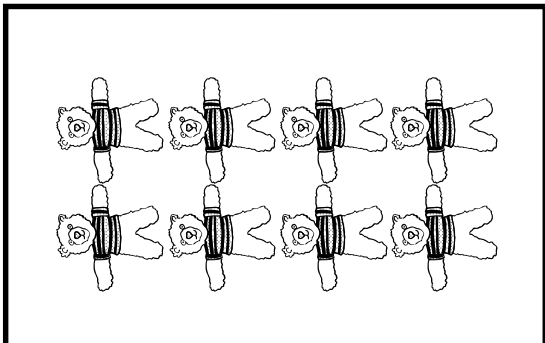
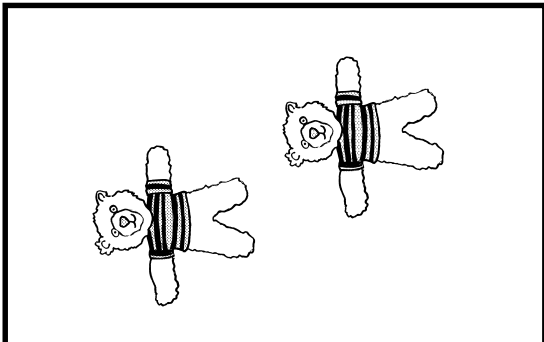
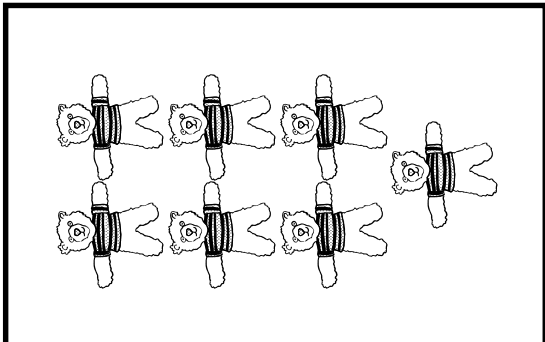

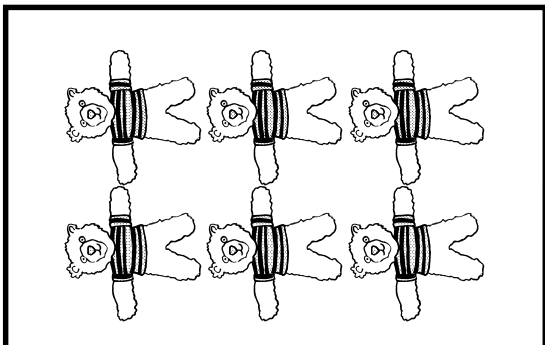
Beehive













Construct base boards displaying beehives with numerals written on them (see BLM). Create a supply of cut-out bees. Students state the numeral written on the hive and collect the correct corresponding number of bees. They then attach the bees to the hive, using paperclips or fold-back clips. Other students in the group should count the bees to confirm that the number of bees matches the numeral on the hive.



Baby bears



Mother bears



Beehive



Bees

