

Stage 1 Road Safety Messages






Passenger Safety	Pedestrian Safety	Safety on Wheels
<ul style="list-style-type: none">• Click, clack front'n'back.• Always buckle up in your seat belt.• Get in and out of the car on the footpath side.• Wait till the bus has gone and then use a safe place to cross the road.	<p>Hold a grown-up's hand when:</p> <ul style="list-style-type: none">• you cross the road.• you're on the footpath.• you're in a carpark.	<ul style="list-style-type: none">• Always wear a helmet when you ride or skate.• Ride your bike in a safe place away from the road.

Paw print messages



Transport Worksheet



<u>Forms of Transport</u> <u>in Jeffrey</u>	<u>Interesting places to</u> <u>visit</u>
 <p><i>Bicycle</i></p>	
<p><i>Skateboard</i></p> 	
 <p><i>Walking</i></p>	
<p><i>Car</i></p> 	
 <p><i>Bus</i></p>	





Rap reflection sheet

Name: _____ Class: _____

I have been participating in a Book Rap using the Internet.
We read the book



by _____ during _____

As a part of this Book Rap I have: (circle)

- received and sorted the email messages from other rappers
- used the Internet to read messages
- written and joined others in writing messages
- used the Internet to send our messages



I also learnt

The best part of the Book Rap was _____

Now I would like to learn about _____

Signed: _____

This is me on the Internet

